



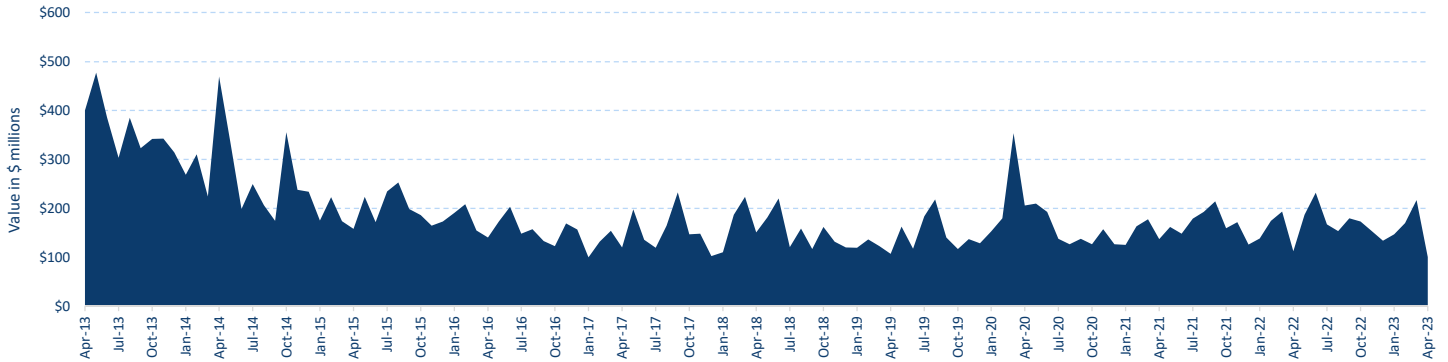
Spotlight: Warrants



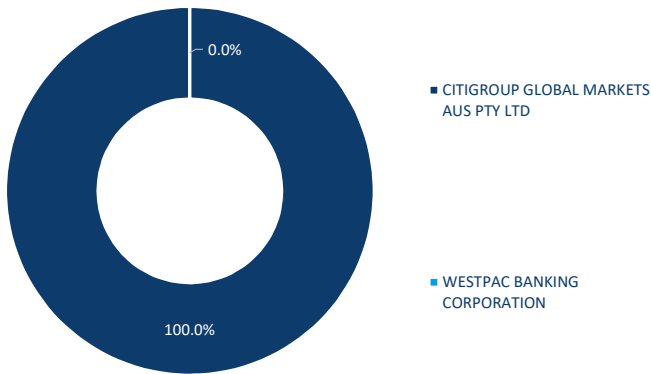
Warrants Summary - April 2023

Transaction days: 17 / Period ending: 30 April 2023

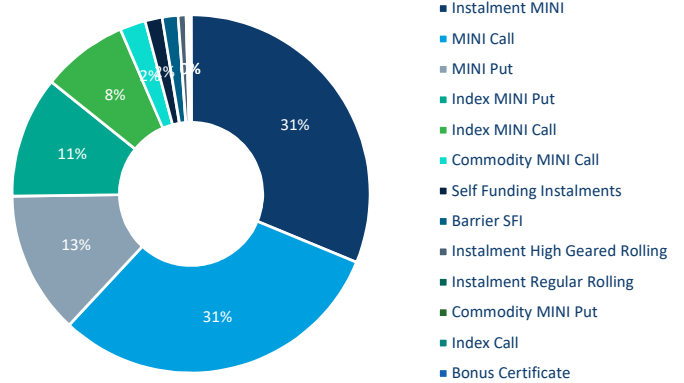
Warrant turnover - value



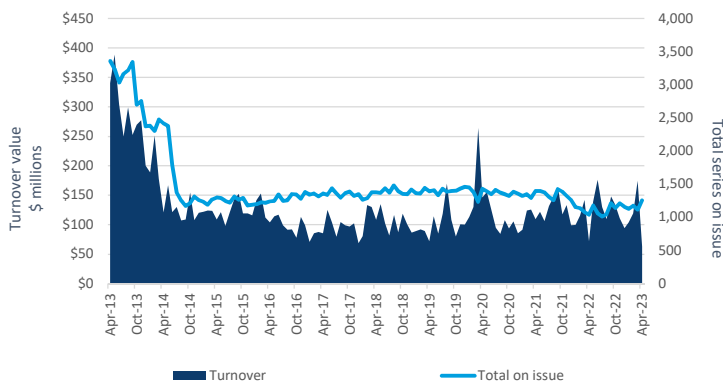
Value traded by issuer



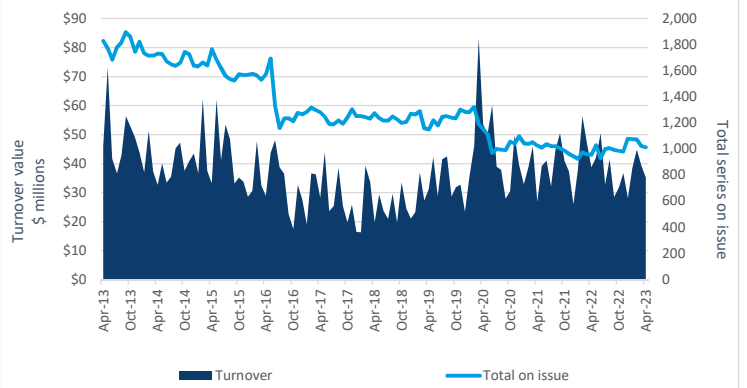
Value traded by product type



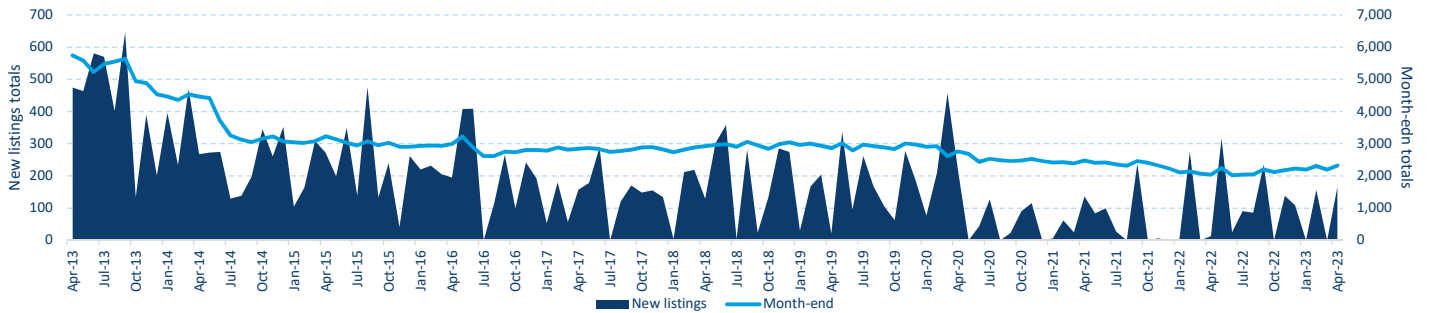
Value traded MINIs



Value traded Instalments



Warrants - new listings & month-end totals





Spotlight: Warrants



Warrants Summary - April 2023

Transaction days: 17 / Period ending: 30 April 2023

Active warrants by product type



Active warrants by issuer



Warrant type by issuer

Product / Issuer	Instalments			Endowments	Structured Inv. Products	DLC Warrants *	Bonus Certificates	Trading				Knock-out		MINIs			TOTAL		
	Vanilla	Rolling	Self funding					Equity	Index	Currency	Commodity	iKO Equity	iKO Index	Equity	Index	Commodity			
CTW	466	82	340	0	0	0	15	0	39	0	0	0	0	0	1,192	111	34	2,279	
WBC	0	0	42	0	0	0	0	0	0	0	0	0	0	0	0	0	0	0	42
TOTAL	466	82	382	0	0	0	15	0	39	0	0	0	0	0	1,193	111	34	2,322	

Most Activity Traded Underlying by Value this month

Underlying	Value (\$ths)	MKT%
XJO	15,281.54	15.2%
CBA	6,766.78	6.7%
FMG	6,407.38	6.4%
MIN	5,709.59	5.7%
BHP	4,094.66	4.1%
ANZ	2,961.85	3.0%
WBC	2,700.89	2.7%
NCM	2,581.95	2.6%
NHC	2,565.42	2.6%
PLS	2,533.68	2.5%
NAB	2,477.99	2.5%
WHC	2,327.79	2.3%
STO	2,263.94	2.3%
BOQ	2,200.70	2.2%
ASX	2,174.88	2.2%
RIO	2,159.49	2.2%
ZGC	1,995.02	2.0%
FXV	1,748.76	1.7%
NDX	1,575.91	1.6%
WDS	1,552.93	1.5%
SPF	1,488.71	1.5%
STW	1,374.79	1.4%
IGO	1,354.00	1.3%
MQG	1,280.61	1.3%
TOP 25	77,579.27	77.3%

Most Activity Traded Warrant by Value this month

Ticker code	Value (\$ths)	MKT%
XJOKOS	3,578,280.18	3.6%
FMGKOL	2,910,181.23	2.9%
CBAMOB	2,437,432.28	2.4%
BHPKOI	2,297,735.29	2.3%
XJOMOX	2,087,397.91	2.1%
NHCJOD	2,045,129.68	2.0%
MINJOA	1,865,269.57	1.9%
ZGCKOF	1,847,711.96	1.8%
XJOKOC	1,659,920.00	1.7%
BOQJOF	1,542,185.20	1.5%
CBAKOD	1,534,512.80	1.5%
ANZJOB	1,515,797.69	1.5%
WHCJOE	1,419,624.42	1.4%
STOJOD	1,385,772.60	1.4%
XJOMON	1,267,004.68	1.3%
XJOKOA	1,233,799.89	1.2%
XJOMOQ	1,163,696.08	1.2%
IGOJOD	1,128,288.28	1.1%
PLSKOD	1,109,916.78	1.1%
ASXKOP	1,072,531.68	1.1%
FXVKOP	1,056,450.00	1.1%
ASXJOA	986,746.15	1.0%
IPLKOB	913,510.00	0.9%
STWSOS	907,987.36	0.9%
TOP 25	38,966,881.71	38.8%



Andrew Camplon
General Manager, Investment Products
+61 2 9227 0237
andrew.camplon@asx.com.au



Andrew Weaver
Senior Manager, Investment Product Specialists
+61 2 9227 0575
andrew.weaver@asx.com.au



Rory Cunningham
Senior Manager, Investment Products
+61 2 9227 0171
rory.cunningham@asx.com.au



Martin Dinh
Manager, Investment Products
+61 2 9227 0318
martin.dinh@asx.com.au



Roger Daniel
Senior Investment Product Specialist
+61 2 9227 0279
roger.daniel@asx.com.au