



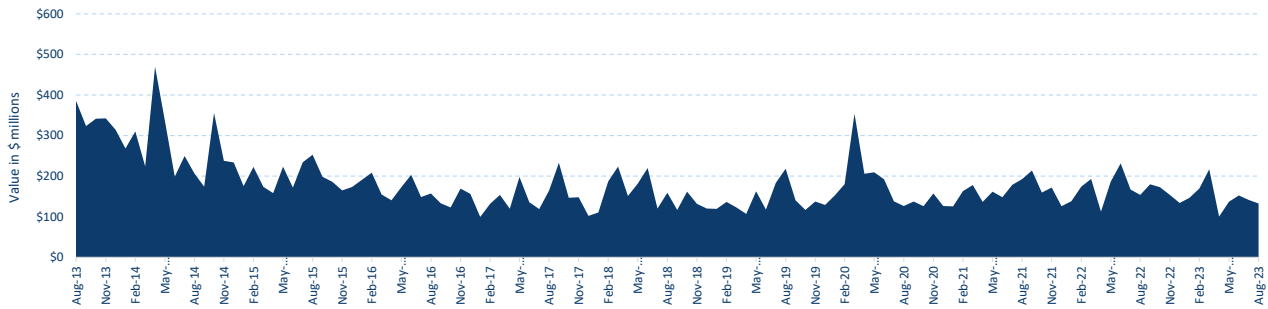
Spotlight: Warrants



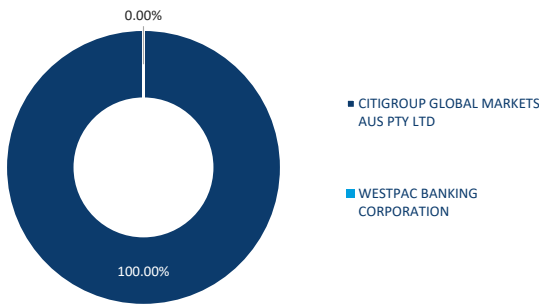
Warrants Summary - August 2023

Transaction days: 23 / Period ending: 31 August 2023

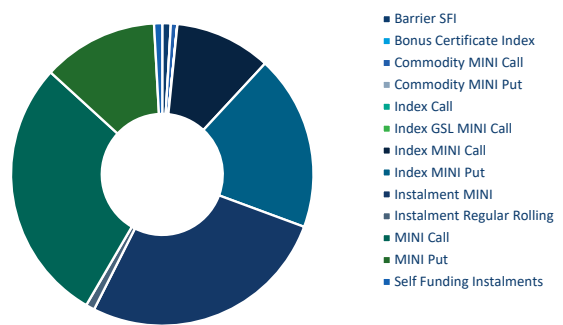
Warrant turnover - value



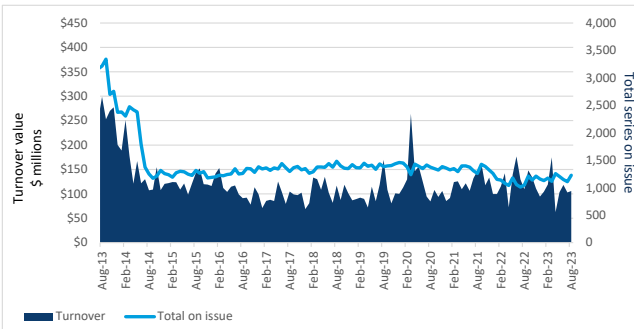
Value traded by issuer



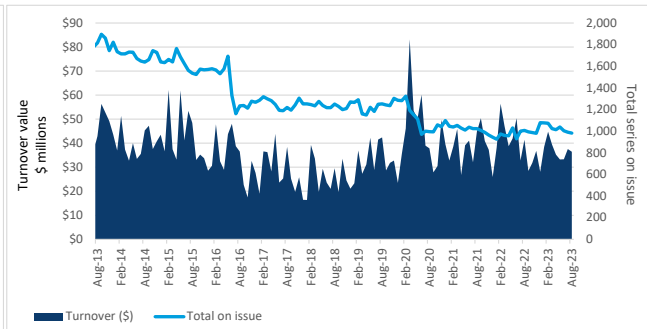
Value traded by product type



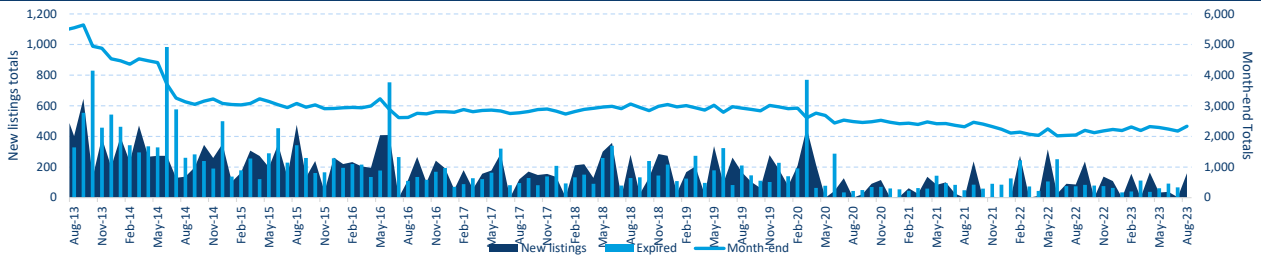
Value traded MINIs



Value traded Instalments



Warrants - new listings & month-end totals



** Please note that the data does not include any trading activity for warrants that have expired during the month of August 2023.



Spotlight: Warrants



Warrants Summary - August 2023

Transaction days: 23 / Period ending: 31 August 2023

Active warrants by product type



Active warrants by issuer



Warrant type by issuer

Product / Issuer	Instalments			Endowments	Structured Inv. Products	DLC Warrants *	Bonus Certificates	Trading				Knock-out		MINIS			TOTAL				
	Vanilla	Rolling	Self funding					Equity	Index	Currency	Commodity	iKO Equity	iKO Index	Equity	Index	Commodity					
CTW	922	22	402	0	0	0	128	0	96	0	0	0	0	0	0	0	3,162	628	115	5,475	
WBC	47	0	65	0	0	0	0	0	0	0	0	0	0	0	0	0	0	0	0	0	112
TOTAL	969	22	467	0	0	0	128	0	96	0	0	0	0	0	0	0	3,162	628	115	5,587	

Most Activity Traded Underlying by Value this month

Underlying	Value (\$ths)	MKT%
XJO	36,608.90	27.6%
BHP	10,381.04	7.8%
FMG	9,213.94	7.0%
CBA	7,378.79	5.6%
WBC	7,082.46	5.3%
NDX	6,982.94	5.3%
CSL	4,992.82	3.8%
PLS	4,977.57	3.8%
WHC	3,913.07	3.0%
WDS	3,630.10	2.7%
NAB	3,428.52	2.6%
MIN	3,157.60	2.4%
SUN	2,562.47	1.9%
RIO	2,280.43	1.7%
MP1	2,066.34	1.6%
MOG	2,014.42	1.5%
QBE	1,864.07	1.4%
ANZ	1,806.73	1.4%
AKE	1,612.95	1.2%
COL	1,463.87	1.1%
JBH	1,085.61	0.8%
DRR	1,042.41	0.8%
TLS	946.12	0.7%
DMP	892.24	0.7%
TOP 25	121,385.40	91.7%

Most Activity Traded Warrant by Value this month

Ticker code	Value (\$ths)	MKT%
XJOKOY	5,246.25	4.0%
XJOKOK	2,256.21	1.7%
PDNKOB	1,766.41	1.3%
PLSJOF	1,289.35	1.0%
WHCIOH	1,288.58	1.0%
WBCMOB	1,070.20	0.8%
NICKOF	876.57	0.7%
DRRJOB	876.15	0.7%
TLSKOP	814.16	0.6%
XJOMOY	712.50	0.5%
SGRKOA	680.00	0.5%
WBCJOB	671.80	0.5%
KARKOE	663.56	0.5%
PLSKOD	662.96	0.5%
PLSKOS	630.00	0.5%
SGRJOC	600.00	0.5%
MP1KOA	585.38	0.4%
RWCIJB	566.00	0.4%
FMGKOE	545.66	0.4%
TYRKOC	538.96	0.4%
RRLKOE	479.34	0.4%
TLSJOG	464.00	0.4%
WHCKOJ	459.65	0.3%
WHCKOA	453.09	0.3%
TOP 25	24,196.78	18.3%



Andrew Campion
General Manager, Investment Products & Strategy
+61 2 9227 0237
andrew.campion@asx.com.au



Andrew Weaver
Senior Manager, Investment Product Specialists
+61 2 9227 0575
andrew.weaver@asx.com.au



Rory Cunningham
Senior Manager, Investment Products
+61 2 9227 0171
rory.cunningham@asx.com.au



Phoebe Henderson
Investment Products Specialist
+61 2 9227 0969
phoebe.henderson@asx.com.au



Aaron Viscayo
Business Development Associate
+61 2 9227 0776
aaron.viscayo@asx.com.au



Jacinta King
Business Development Manager
+61 2 9227 7254
jacinta.king@asx.com.au