



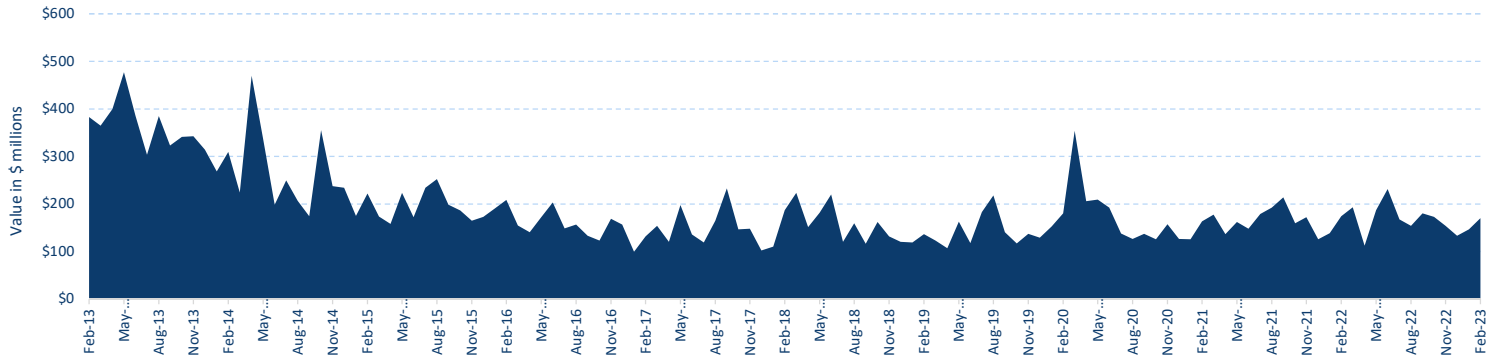
Spotlight: Warrants



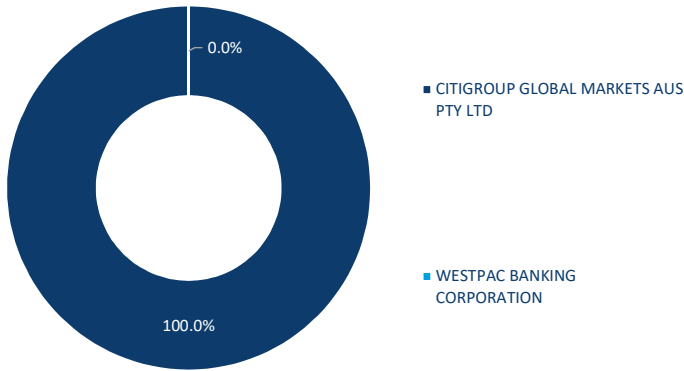
Warrants Summary - February 2023

Transaction days: 20 / Period ending: 28 February 2023

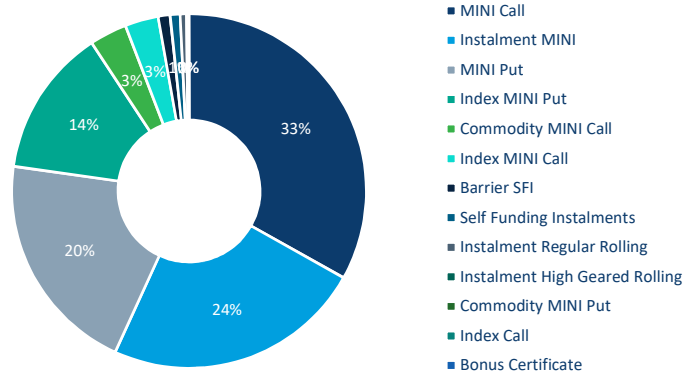
Warrant turnover - value



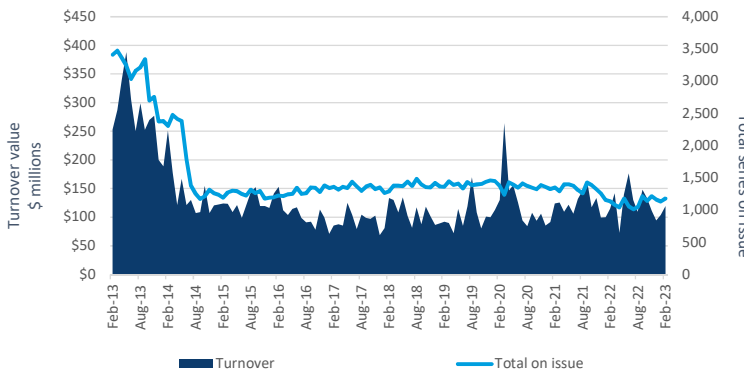
Value traded by issuer



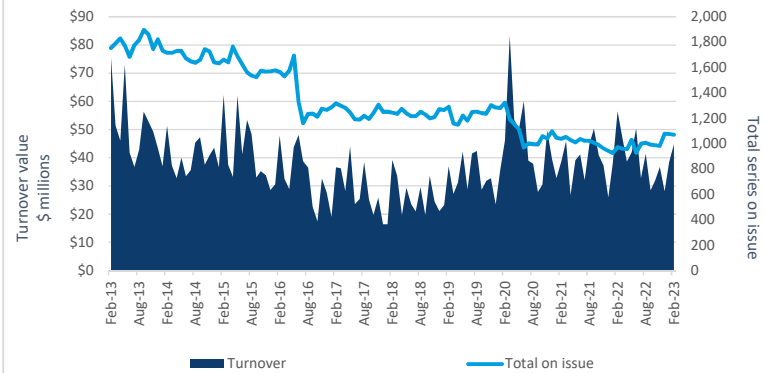
Value traded by product type



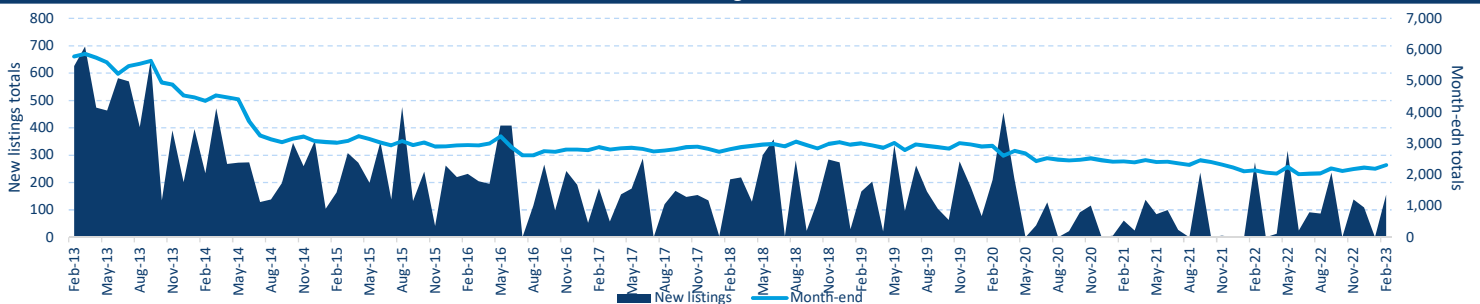
Value traded MINIs



Value traded Instalments



Warrants - new listings & month-end totals





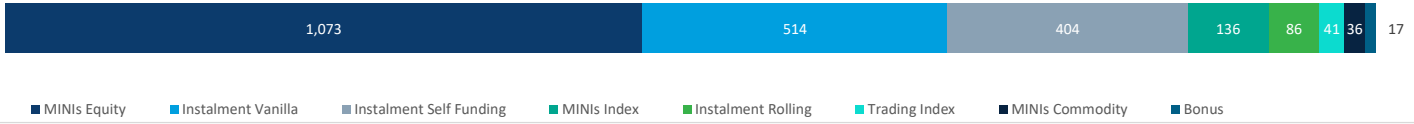
Spotlight: Warrants



Warrants Summary - February 2023

Transaction days: 20 / Period ending: 28 February 2023

Active warrants by product type



Active warrants by issuer



Warrant type by issuer

Product / Issuer	Instalments			Endowments	Structured Inv. Products	DLC Warrants *	Bonus Certificates	Trading				Knock-out		MINI			TOTAL	
	Vanilla	Rolling	Self funding					Equity	Index	Currency	Commodity	iKO Equity	iKO Index	Equity	Index	Commodity		
CTW	514	86	362	0	0	0	17	0	41	0	0	0	0	0	1,072	136	36	2,264
WBC	0	0	42	0	0	0	0	0	0	0	0	0	0	0	0	0	0	42
TOTAL	514	86	404	0	0	0	17	0	41	0	0	0	0	0	1,073	136	36	2,307

Most Activity Traded Underlying by Value this month

Underlying	Value (\$ths)	MKT%
CBA	21,625.15	12.7%
XJO	19,805.67	11.7%
FXY	9,829.72	5.8%
WHC	8,794.13	5.2%
BHP	8,344.97	4.9%
FMG	7,942.27	4.7%
WDS	6,025.62	3.5%
NCM	4,672.10	2.8%
CIA	4,343.05	2.6%
PLS	4,024.39	2.4%
DJX	3,411.43	2.0%
ZGC	2,942.05	1.7%
ANZ	2,850.84	1.7%
SPF	2,739.85	1.6%
ZCL	2,532.54	1.5%
NAB	2,527.85	1.5%
ASX	2,526.89	1.5%
QBE	2,348.83	1.4%
WBC	2,250.83	1.3%
NDX	2,230.37	1.3%
RIO	2,034.06	1.2%
JBH	1,869.26	1.1%
CSL	1,719.30	1.0%
MIN	1,694.98	1.0%
TOP 25	129,086.16	76.0%

Most Activity Traded Warrant by Value this month

Ticker code	Value (\$ths)	MKT%
XJOMOX	10,204,911.64	6.0%
FXYKOT	7,471,270.63	4.4%
CBAKOB	6,018,771.92	3.5%
CBAKOQ	4,450,011.22	2.6%
CIAJOE	4,283,647.79	2.5%
BHPKOC	3,508,985.00	2.1%
WDSKOC	3,439,562.26	2.0%
CBAKOC	2,655,265.55	1.6%
XJOMOW	2,534,633.48	1.5%
ZCLKOA	2,529,219.32	1.5%
DJXKOZ	2,488,560.00	1.5%
WHCKOH	2,376,070.75	1.4%
FXYKOP	2,356,922.31	1.4%
WHCKOI	2,200,042.37	1.3%
CBAMOV	2,122,737.05	1.3%
FMGKOI	2,073,406.91	1.2%
PLSKOD	2,005,311.09	1.2%
SPFKOW	1,866,333.06	1.1%
XJOQOA	1,825,437.88	1.1%
FMGKOL	1,780,783.47	1.0%
ZGCKOH	1,697,264.04	1.0%
XJOMOY	1,668,634.10	1.0%
NCMKOA	1,666,797.90	1.0%
XJOKOY	1,662,566.89	1.0%
TOP 25	74,887,146.63	44.1%



Andrew Campion
General Manager, Investment Products
+61 2 9227 0237
andrew.campion@asx.com.au



Andrew Weaver
Senior Manager, Investment Product Specialists
+61 2 9227 0575
andrew.weaver@asx.com.au



Rory Cunningham
Senior Manager, Investment Products
+61 2 9227 0171
rory.cunningham@asx.com.au



Martin Dinh
Manager, Investment Products
+61 2 9227 0318
martin.dinh@asx.com.au



Roger Daniel
Senior Investment Product Specialist
+61 2 9227 0279
roger.daniel@asx.com.au