



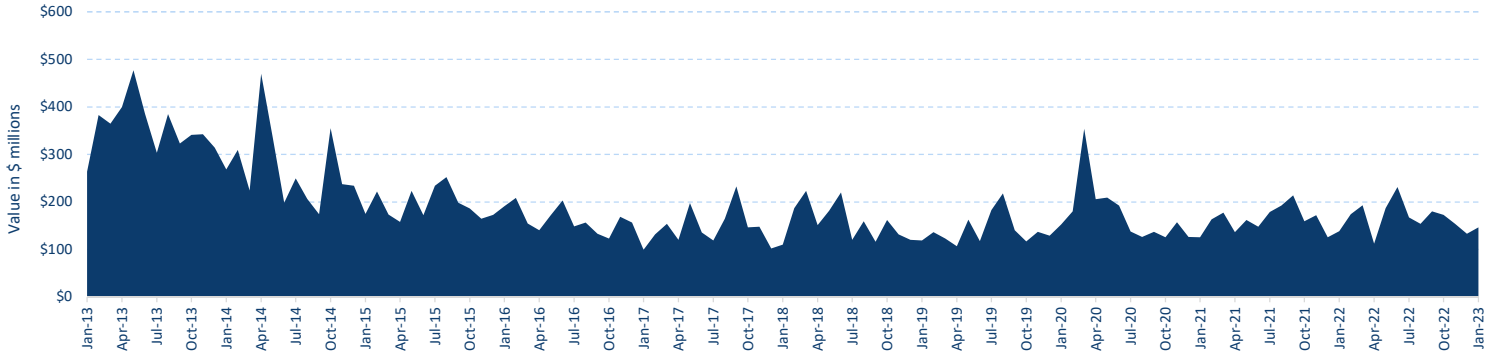
Spotlight: Warrants



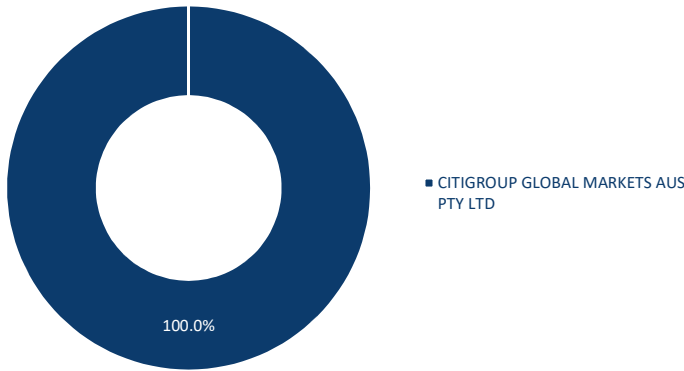
Warrants Summary - January 2023

Transaction days: 20 / Period ending: 31 January 2023

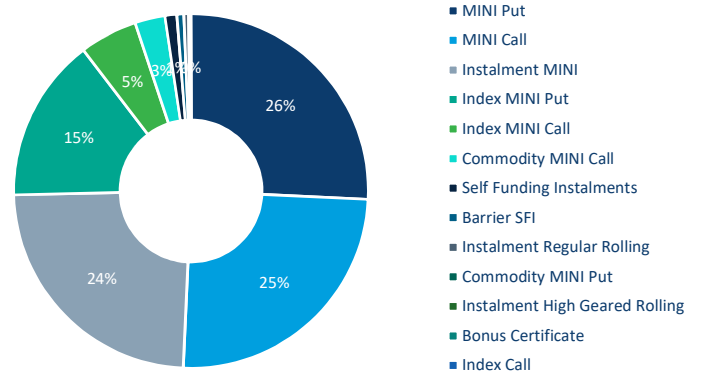
Warrant turnover - value



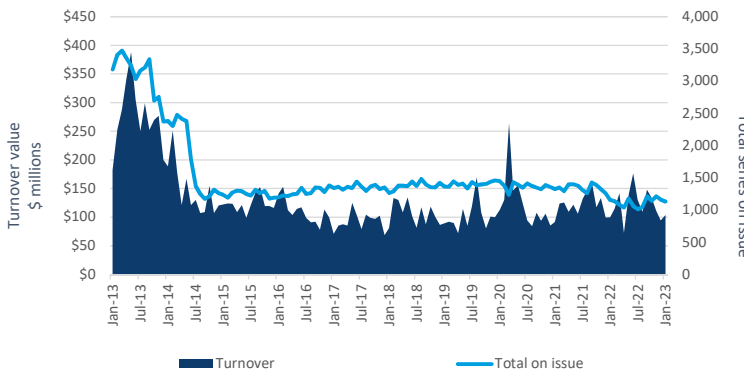
Value traded by issuer



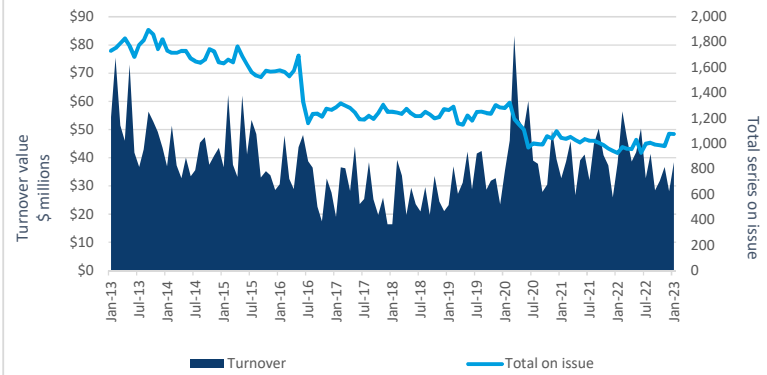
Value traded by product type



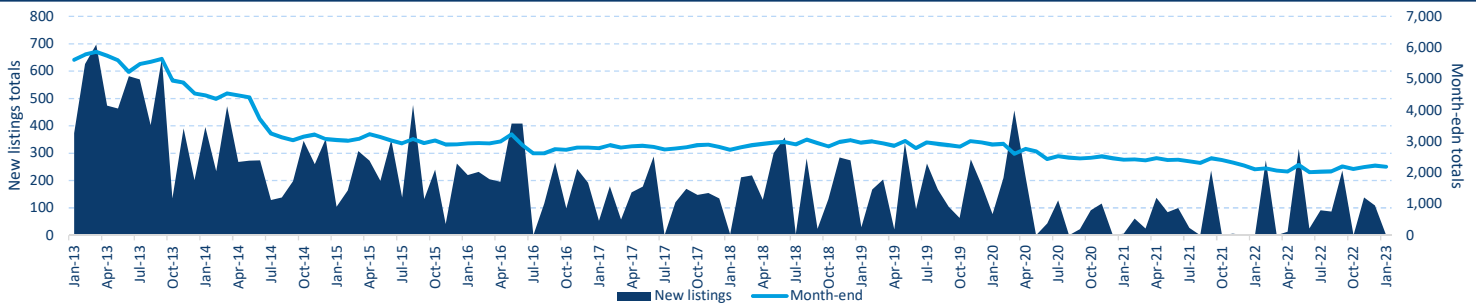
Value traded MINIs



Value traded Instalments



Warrants - new listings & month-end totals





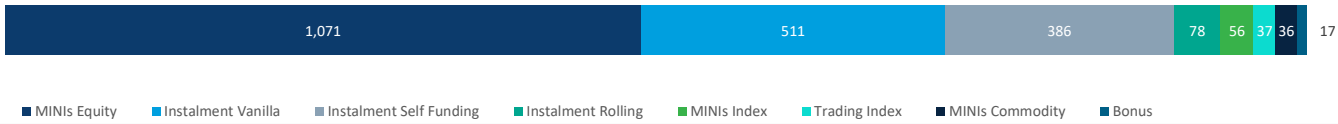
Spotlight: Warrants



Warrants Summary - January 2023

Transaction days: 20 / Period ending: 31 January 2023

Active warrants by product type



Active warrants by issuer



Warrant type by issuer

Product / Issuer	Instalments			Endowments	Structured Inv. Products	DLC Warrants *	Bonus Certificates	Trading				Knock-out		MINIS			TOTAL	
	Vanilla	Rolling	Self funding					Equity	Index	Currency	Commodity	iKO Equity	iKO Index	Equity	Index	Commodity		
CTW	511	78	345	0	0	0	17	0	37	0	0	0	0	0	1,070	56	36	2,150
WBC	0	0	41	0	0	0	0	0	0	0	0	0	0	0	0	0	0	41
TOTAL	511	78	386	0	0	0	17	0	37	0	0	0	0	0	1,071	56	36	2,192

Most Activity Traded Underlying by Value this month

Underlying	Value (\$ths)	MKT%
XJO	21,360.81	14.5%
FXY	17,140.09	11.7%
CBA	11,497.10	7.8%
BHP	6,249.53	4.3%
PLS	5,327.59	3.6%
CIA	5,261.60	3.6%
FMG	4,662.46	3.2%
WHC	4,620.67	3.1%
NDX	4,565.17	3.1%
FXU	4,309.07	2.9%
CSL	3,802.73	2.6%
NCM	3,800.16	2.6%
ZGC	2,695.17	1.8%
NAB	2,362.36	1.6%
MQG	2,286.10	1.6%
DJX	2,238.48	1.5%
WBC	2,210.98	1.5%
WDS	2,084.10	1.4%
MIN	2,074.63	1.4%
ANZ	1,919.33	1.3%
NST	1,784.39	1.2%
NHC	1,771.10	1.2%
RIO	1,733.41	1.2%
STO	1,609.37	1.1%
TOP 25	117,366.40	79.9%

Most Activity Traded Warrant by Value this month

Ticker code	Value (\$ths)	MKT%
XJOMOU	13,077,091.89	8.9%
FXYKOP	7,805,532.51	5.3%
PLSKOD	3,980,001.90	2.7%
FXYKOT	3,566,442.07	2.4%
NDXKOM	3,354,851.00	2.3%
CBAKOC	3,151,320.00	2.1%
FXUKOX	2,927,591.15	2.0%
BHPKOQ	2,805,290.64	1.9%
CIAJOE	2,725,818.46	1.9%
FXYKOR	2,571,835.25	1.8%
FXYKOV	2,361,316.97	1.6%
NCMKOA	2,319,137.97	1.6%
XJOMOW	2,313,321.83	1.6%
CIAJOA	2,269,201.40	1.5%
CSLJOY	2,057,728.37	1.4%
XJOQOA	2,014,313.09	1.4%
CBAKOQ	1,575,907.86	1.1%
ZGCKOF	1,551,061.86	1.1%
CBAKOP	1,512,216.68	1.0%
CBAKOB	1,449,394.01	1.0%
BENKOD	1,392,641.43	0.9%
ANZJOB	1,365,687.25	0.9%
WHCKOH	1,289,898.98	0.9%
SPFKOW	1,271,544.04	0.9%
TOP 25	70,709,146.61	48.1%



Andrew Campion
General Manager, Investment Products
+61 2 9227 0237
andrew.campion@asx.com.au



Andrew Weaver
Senior Manager, Investment Product Specialists
+61 2 9227 0575
andrew.weaver@asx.com.au



Rory Cunningham
Senior Manager, Investment Products
+61 2 9227 0171
rory.cunningham@asx.com.au



Martin Dinh
Manager, Investment Products
+61 2 9227 0318
martin.dinh@asx.com.au



Roger Daniel
Senior Investment Product Specialist
+61 2 9227 0279
roger.daniel@asx.com.au