



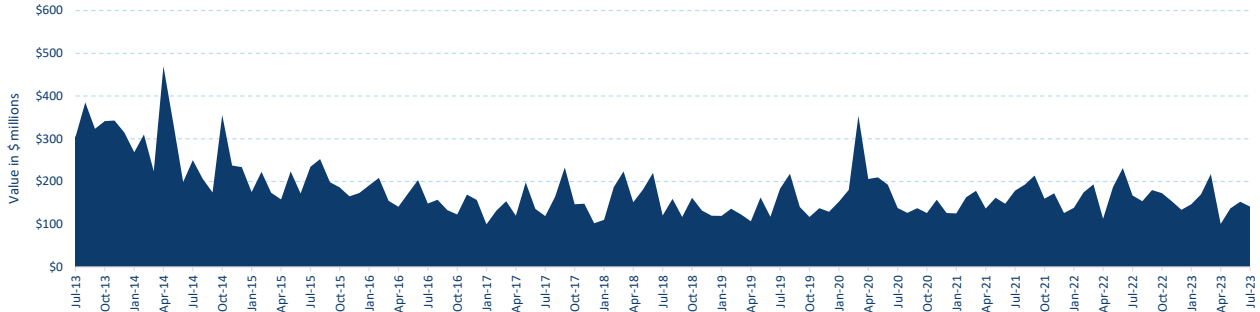
Spotlight: Warrants



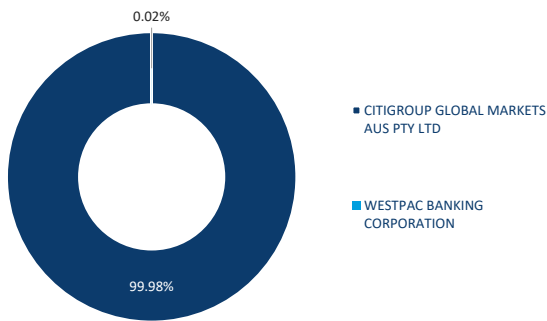
Warrants Summary - July 2023

Transaction days: 21 / Period ending: 31 July 2023

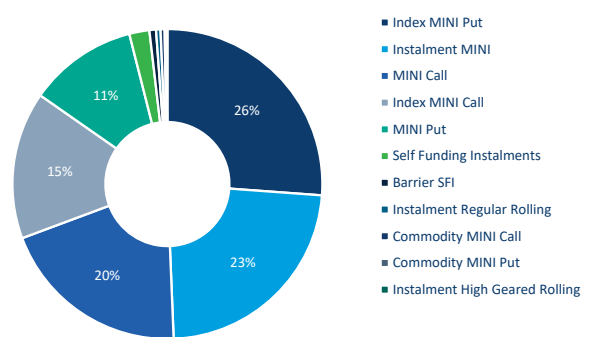
Warrant turnover - value



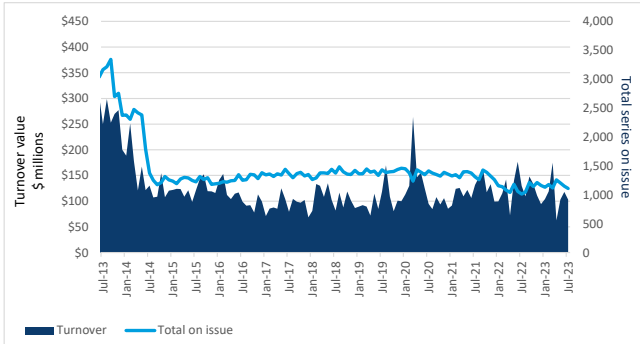
Value traded by issuer



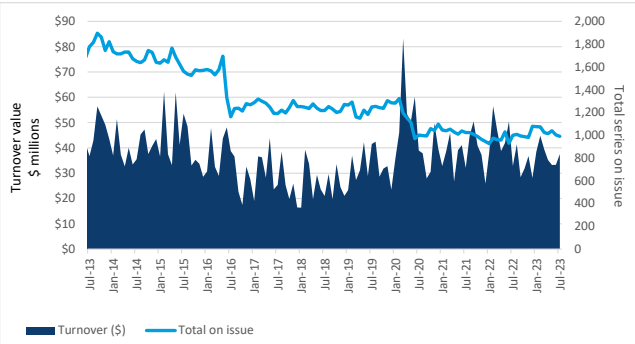
Value traded by product type



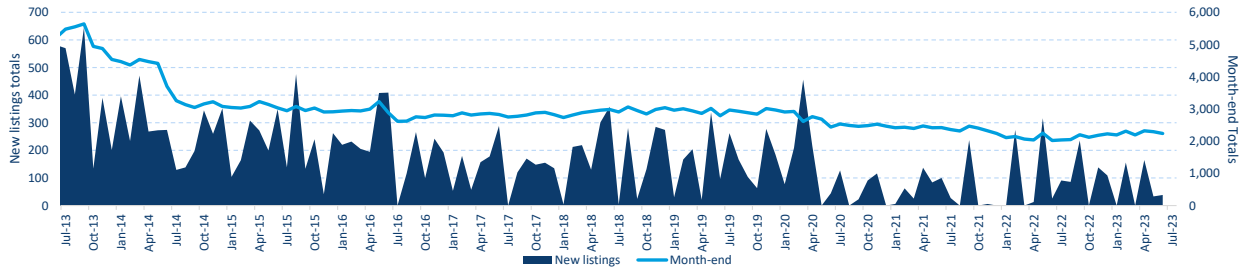
Value traded MINIs



Value traded Instalments



Warrants - new listings & month-end totals





Spotlight: Warrants



Warrants Summary - July 2023

Transaction days: 21 / Period ending: 31 July 2023

Active warrants by product type



Active warrants by issuer



Warrant type by issuer

Product / Issuer	Instalments			Endowments	Structured Inv. Products	DLC Warrants *	Bonus Certificates	Trading				Knock-out		MINIs			TOTAL	
	Vanilla	Rolling	Self funding					Equity	Index	Currency	Commodity	iKO Equity	iKO Index	Equity	Index	Commodity		
CTW	491	79	350	0	0	0	5	0	36	0	0	0	0	0	1,024	78	70	2,133
WBC	0	0	41	0	0	0	0	0	0	0	0	0	0	0	0	0	0	41
TOTAL	491	79	391	0	0	0	5	0	36	0	0	0	0	0	1,025	78	70	2,175

Most Activity Traded Underlying by Value this month

Underlying	Value (\$ths)	MKT%
XJO	37,399.16	26.5%
NDX	19,213.30	13.6%
FMG	7,843.18	5.6%
BHP	6,254.56	4.4%
CSL	5,398.68	3.8%
WBC	4,176.07	3.0%
MQG	4,167.83	2.9%
CBA	4,141.88	2.9%
MIN	3,251.96	2.3%
MVE	3,087.67	2.2%
FXJ	2,774.18	2.0%
RIO	2,596.88	1.8%
PLS	2,567.85	1.8%
WDS	2,428.83	1.7%
ANZ	2,080.29	1.5%
STO	1,864.45	1.3%
NAB	1,823.27	1.3%
VAS	1,582.39	1.1%
QBE	1,483.94	1.1%
MP1	1,303.62	0.9%
SPF	1,157.28	0.8%
SUN	1,017.55	0.7%
NCM	885.70	0.6%
ORI	876.50	0.6%
TOP 25	119,377.02	84.5%

Most Activity Traded Warrant by Value this month

Ticker code	Value (\$ths)	MKT%
XJOMOX	10,420.32	7.4%
NDXKOY	6,302.14	4.5%
XJOKOF	5,489.22	3.9%
XJOMON	4,112.87	2.9%
XJOKOK	3,393.28	2.4%
NDXKOZ	3,388.07	2.4%
XJOQQA	3,304.94	2.3%
FMGKOG	2,722.67	1.9%
FXKOV	2,701.52	1.9%
NDXKOD	2,644.21	1.9%
XJOMOP	2,543.22	1.8%
XJOMOY	2,540.23	1.8%
NDXMOP	2,433.45	1.7%
FMGKOY	1,832.54	1.3%
MQGJOD	1,800.88	1.3%
NDXMOQ	1,798.68	1.3%
MVEJOA	1,546.92	1.1%
MVEJOW	1,522.70	1.1%
WBCMOB	1,521.49	1.1%
CSLKOB	1,430.62	1.0%
NDXMOR	1,404.94	1.0%
QBEJOA	1,351.93	1.0%
RIOJOB	1,340.71	0.9%
WBCJOC	1,311.25	0.9%
TOP 25	68,858.80	48.7%



Andrew Campion
General Manager, Investment Products & Strategy
+61 2 9227 0237
andrew.campion@asx.com.au



Andrew Weaver
Senior Manager, Investment Product Specialists
+61 2 9227 0575
andrew.weaver@asx.com.au



Rory Cunningham
Senior Manager, Investment Products
+61 2 9227 0371
rory.cunningham@asx.com.au



Phoebe Henderson
Investment Products Specialist
+61 2 9227 0809
phoebe.henderson@asx.com.au



Aaron Viscayo
Business Development Associate
+61 2 9227 0776
aaron.viscayo@asx.com.au



Jacinta Schlosser
Business Development Manager
+61 2 9227 7254
jacinta.schlosser@asx.com.au