



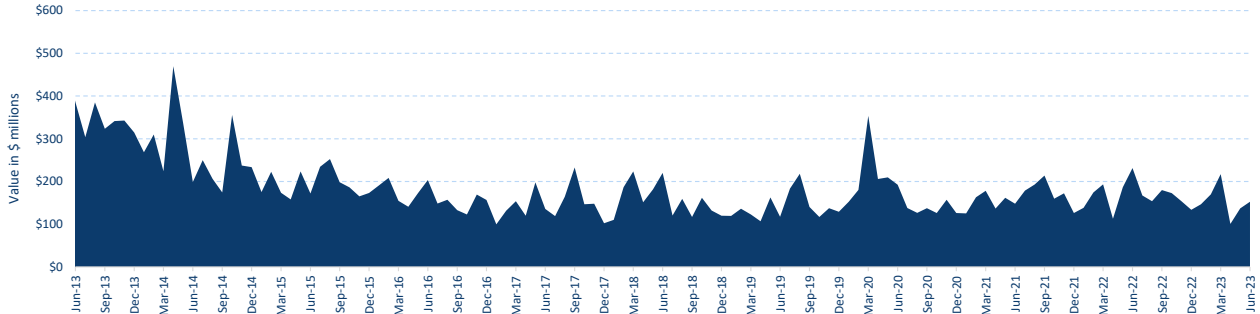
Spotlight: Warrants



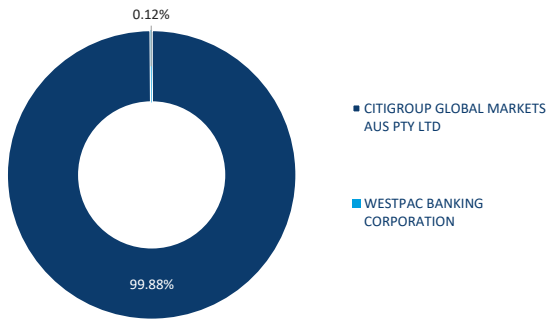
Warrants Summary - June 2023

Transaction days: 21 / Period ending: 30 June 2023

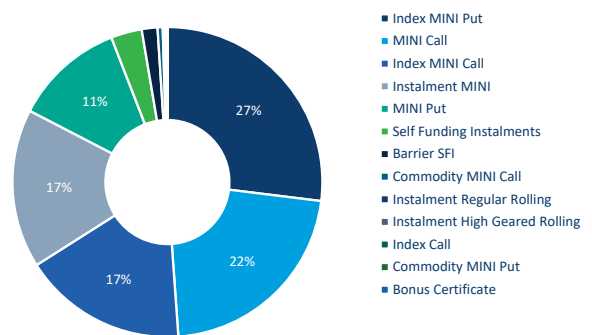
Warrant turnover - value



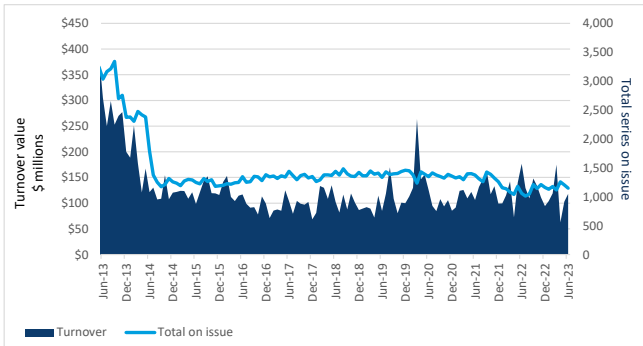
Value traded by issuer



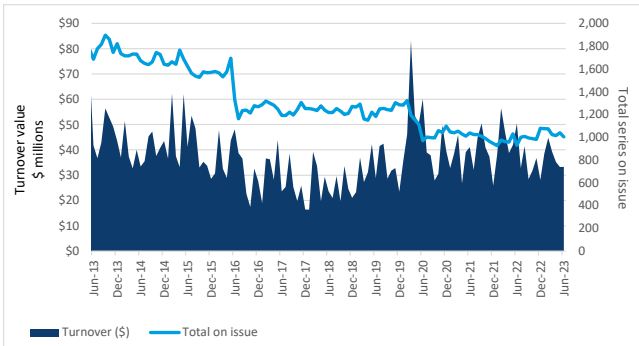
Value traded by product type



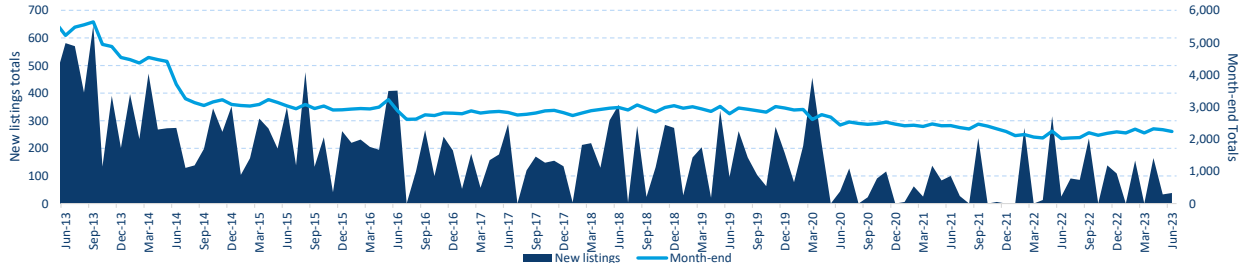
Value traded MINIs



Value traded Instalments



Warrants - new listings & month-end totals





Spotlight: Warrants



Warrants Summary - June 2023

Transaction days: 21 / Period ending: 30 June 2023

Active warrants by product type



Active warrants by issuer



Warrant type by issuer

Product / Issuer	Instalments			Endowments	Structured Inv. Products	DLC Warrants *	Bonus Certificates	Trading				Knock-out		MINIs			TOTAL	
	Vanilla	Rolling	Self funding					Equity	Index	Currency	Commodity	iKO Equity	iKO Index	Equity	Index	Commodity		
CTW	503	79	350	0	0	0	15	0	37	0	0	0	0	0	1,054	89	70	2,197
WBC	0	0	41	0	0	0	0	0	0	0	0	0	0	0	0	0	0	41
TOTAL	503	79	391	0	0	0	15	0	37	0	0	0	0	0	1,055	89	70	2,239

Most Activity Traded Underlying by Value this month

Underlying	Value (\$ths)	MKT%
XJO	34,942.75	22.9%
NDX	24,333.31	16.0%
FMG	7,736.79	5.1%
BHP	6,028.08	4.0%
WBC	5,720.03	3.8%
CBA	5,644.77	3.7%
CSL	5,091.41	3.3%
NI2	4,862.77	3.2%
ANZ	3,878.44	2.5%
FXJ	3,755.90	2.5%
MQG	3,469.62	2.3%
SPF	2,805.84	1.8%
RIO	2,779.79	1.8%
MIN	2,627.16	1.7%
PLS	2,534.89	1.7%
WDS	2,160.91	1.4%
NAB	1,935.58	1.3%
STW	1,706.98	1.1%
DMP	1,228.96	0.8%
STO	1,227.89	0.8%
WHC	1,151.52	0.8%
ASX	1,038.58	0.7%
VEU	1,037.35	0.7%
VTS	789.62	0.5%
TOP 25	128,488.93	84.3%

Most Activity Traded Warrant by Value this month

Ticker code	Value (\$ths)	MKT%
XJOMON	13,535.24	8.9%
XJOKOU	8,755.53	5.7%
NDXKOX	5,548.50	3.6%
NDXKOY	4,791.42	3.1%
NI2KOS	4,285.81	2.8%
XJOMOX	4,050.48	2.7%
NDXMOP	3,964.46	2.6%
FXJKOV	3,701.70	2.4%
NDXKOD	3,657.92	2.4%
XJOKOE	3,340.55	2.2%
NDXKOW	2,123.31	1.4%
CBAMOB	1,932.91	1.3%
FMGKOE	1,911.23	1.3%
WBCJOE	1,841.41	1.2%
NDXKOZ	1,684.19	1.1%
FMGKOG	1,609.15	1.1%
STWSOS	1,514.27	1.0%
ANZJOH	1,489.32	1.0%
WDSJOF	1,386.94	0.9%
WBCMOB	1,296.00	0.9%
NDXKOB	1,238.74	0.8%
BHPKOF	1,175.46	0.8%
MQGIOD	1,115.82	0.7%
FMGKOA	1,104.45	0.7%
TOP 25	77,054.81	50.6%



Andrew Campion
General Manager, Investment Products & Strategy
+61 2 9227 0237
andrew.campion@asx.com.au



Andrew Weaver
Senior Manager, Investment Product Specialists
+61 2 9227 0575
andrew.weaver@asx.com.au



Rory Cunningham
Senior Manager, Investment Products
+61 2 9227 0171
rory.cunningham@asx.com.au



Martin Dinh
Manager, Investment Products
+61 2 9227 0318
martin.dinh@asx.com.au



Roger Daniel
Senior Investment Product Specialist
+61 2 9227 0279
roger.daniel@asx.com.au