



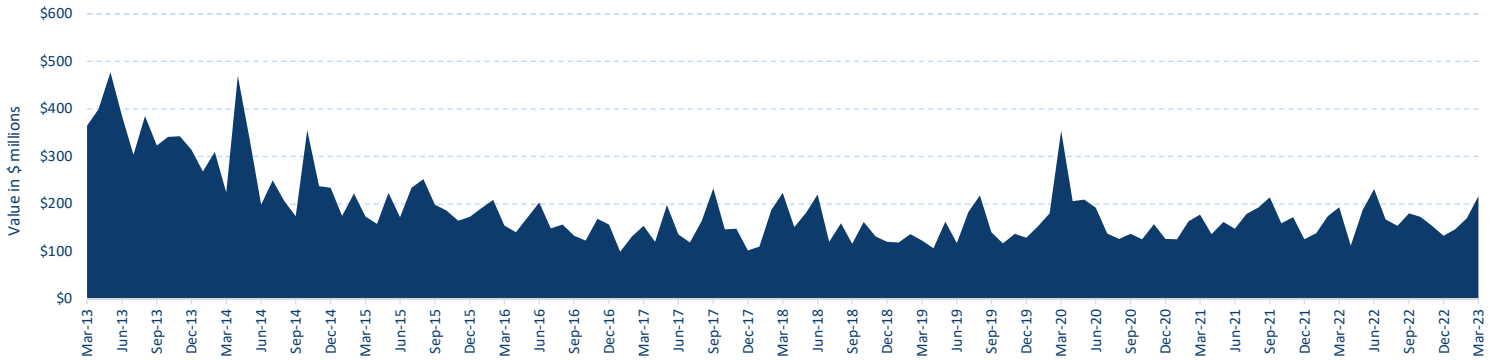
Spotlight: Warrants



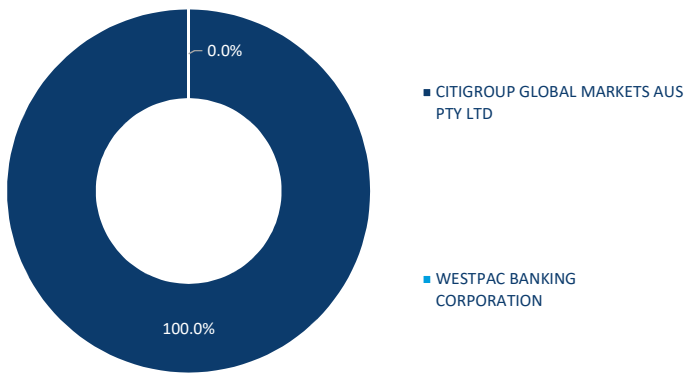
Warrants Summary - March 2023

Transaction days: 23 / Period ending: 31 March 2023

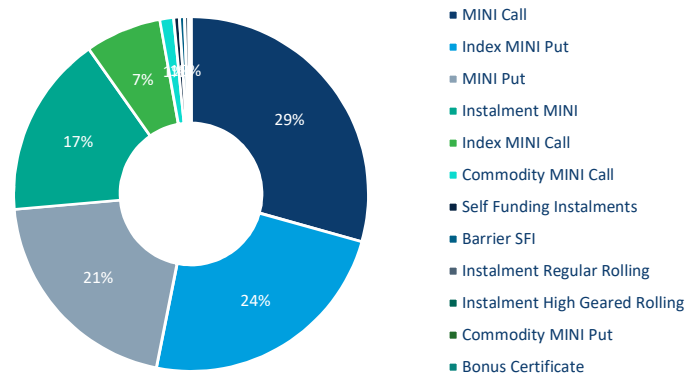
Warrant turnover - value



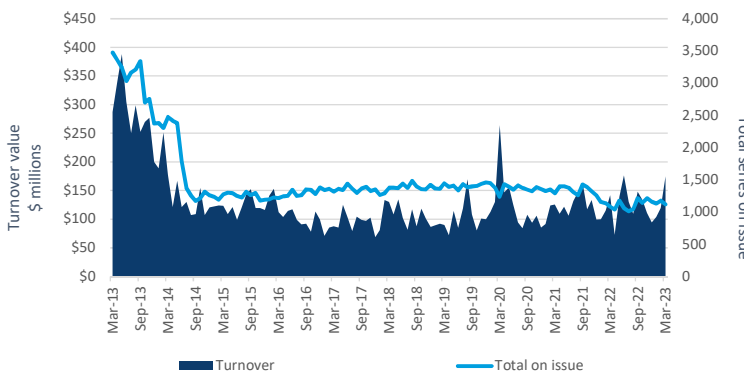
Value traded by issuer



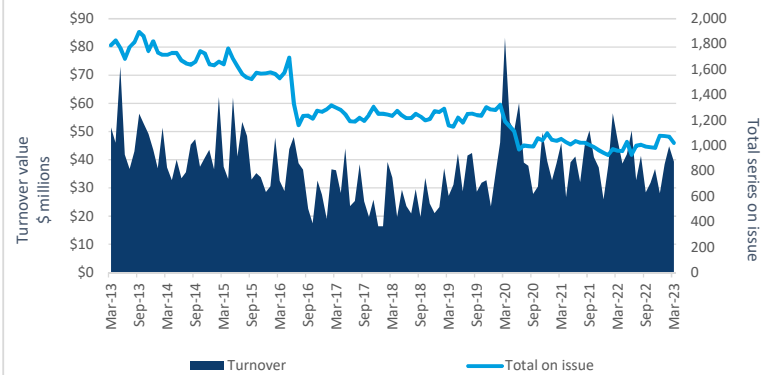
Value traded by product type



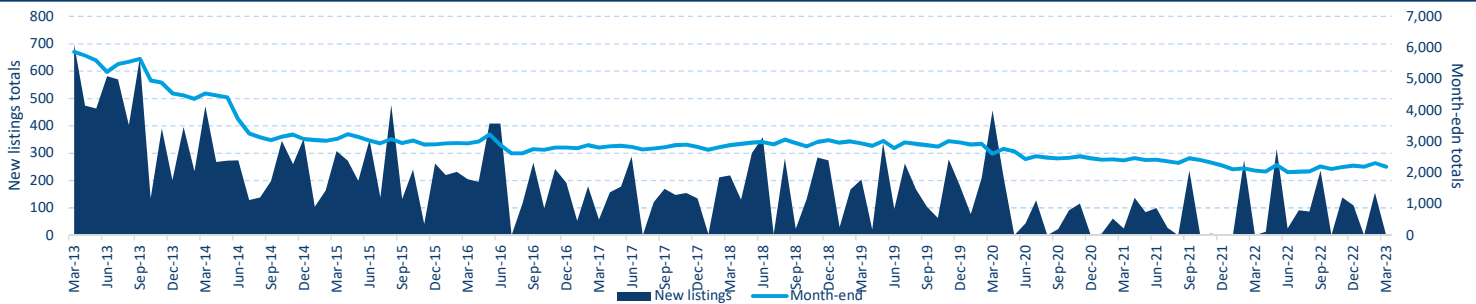
Value traded MINIs



Value traded Instalments



Warrants - new listings & month-end totals





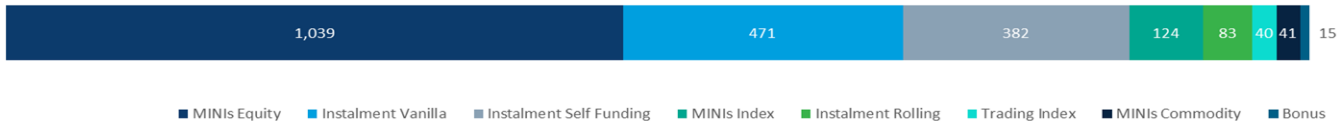
Spotlight: Warrants



Warrants Summary - March 2023

Transaction days: 23 / Period ending: 31 March 2023

Active warrants by product type



Active warrants by issuer



Warrant type by issuer

Product / Issuer	Instalments			Endowments	Structured Inv. Products	DLC Warrants *	Bonus Certificates	Trading				Knock-out		MINIs			TOTAL		
	Vanilla	Rolling	Self funding					Equity	Index	Currency	Commodity	iKO Equity	iKO Index	Equity	Index	Commodity			
CTW	471	83	340	0	0	0	15	0	40	0	0	0	0	0	0	1,038	124	41	2,152
WBC	0	0	42	0	0	0	0	0	0	0	0	0	0	0	0	0	0	0	42
TOTAL	471	83	382	0	0	0	15	0	40	0	0	0	0	0	0	1,039	124	41	2,195

Most Activity Traded Underlying by Value this month

Underlying	Value (\$ths)	MKT%
XJO	36,241.74	16.7%
FMG	18,449.07	8.5%
CBA	17,595.23	8.1%
FXY	15,832.22	7.3%
SPF	13,503.72	6.2%
NDX	10,544.96	4.9%
BHP	8,166.43	3.8%
NCM	7,002.39	3.2%
DJX	6,380.87	2.9%
WDS	6,097.23	2.8%
WBC	5,302.17	2.4%
PLS	5,024.56	2.3%
MIN	4,678.96	2.2%
ANZ	4,280.02	2.0%
FXU	4,110.09	1.9%
SUN	3,598.77	1.7%
MQG	3,546.66	1.6%
WHC	3,266.54	1.5%
ASX	3,186.52	1.5%
NAB	2,829.56	1.3%
STO	2,320.30	1.1%
RHC	1,782.68	0.8%
BOQ	1,612.00	0.7%
RIO	1,547.20	0.7%
TOP 25	186,899.88	86.1%

Most Activity Traded Warrant by Value this month

Ticker code	Value (\$ths)	MKT%
FXYKQQ	8,587,307.02	4.0%
XJOKOR	8,585,217.86	4.0%
FMGKOU	6,852,955.33	3.2%
SPFKOP	6,682,390.59	3.1%
FXYKOP	6,623,392.06	3.1%
XJOMON	6,317,742.19	2.9%
CBAKOC	6,017,817.40	2.8%
FMGKOL	5,921,916.34	2.7%
NDXKQQ	5,287,114.79	2.4%
XJOKOQ	4,676,217.31	2.2%
SPFKOT	3,948,501.42	1.8%
XJOKOP	3,262,482.55	1.5%
DJXKOP	3,189,958.50	1.5%
CBAMOB	3,155,967.01	1.5%
XJOQOA	2,769,987.86	1.3%
NCMKOD	2,716,716.06	1.3%
NDXKOR	2,500,402.44	1.2%
SUNJOI	2,205,885.84	1.0%
WDSKOC	2,205,657.29	1.0%
BHPKOI	2,188,762.12	1.0%
NCMKOA	2,052,214.20	0.9%
CBAMOT	2,012,739.61	0.9%
DJXKQQ	1,950,656.61	0.9%
FXUKOI	1,907,671.42	0.9%
TOP 25	101,619,673.82	46.8%



Andrew Campion
General Manager, Investment Products
+61 2 9227 0237
andrew.campion@asx.com.au



Andrew Weaver
Senior Manager, Investment Product Specialists
+61 2 9227 0575
andrew.weaver@asx.com.au



Rory Cunningham
Senior Manager, Investment Products
+61 2 9227 0171
rory.cunningham@asx.com.au



Martin Dinh
Manager, Investment Products
+61 2 9227 0318
martin.dinh@asx.com.au



Roger Daniel
Senior Investment Product Specialist
+61 2 9227 0279
roger.daniel@asx.com.au