



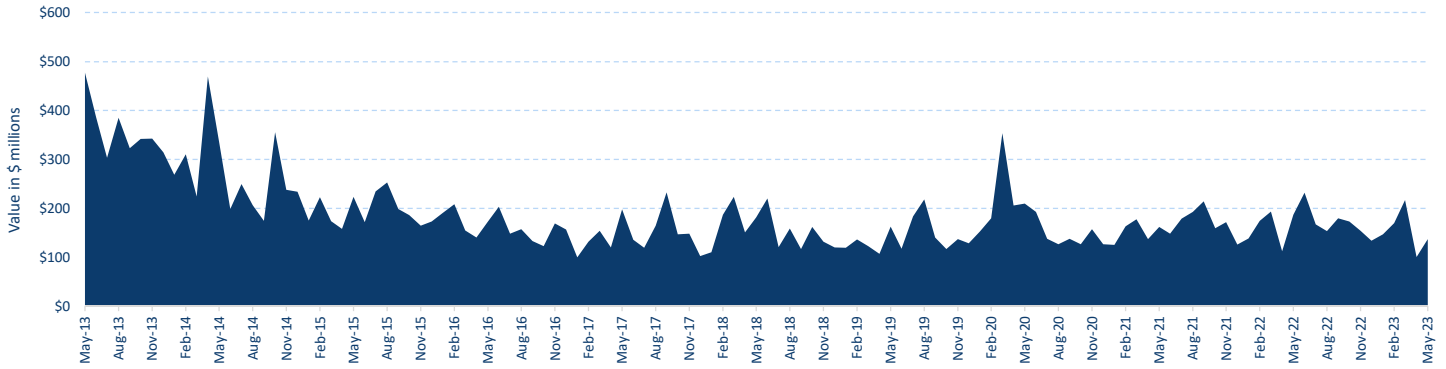
Spotlight: Warrants



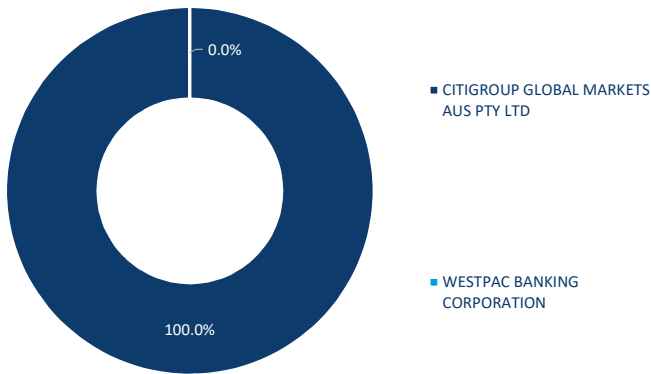
Warrants Summary - May 2023

Transaction days: 23 / Period ending: 31 May 2023

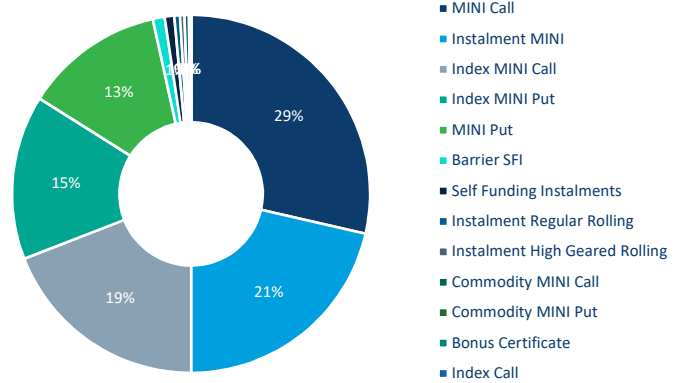
Warrant turnover - value



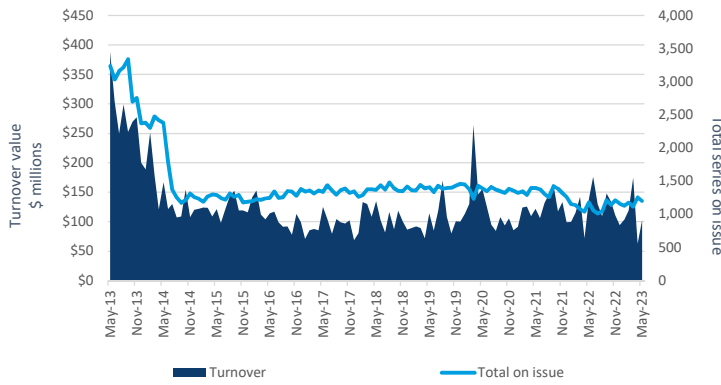
Value traded by issuer



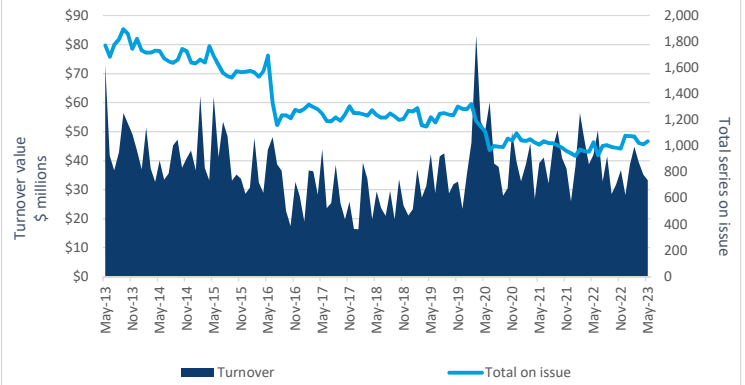
Value traded by product type



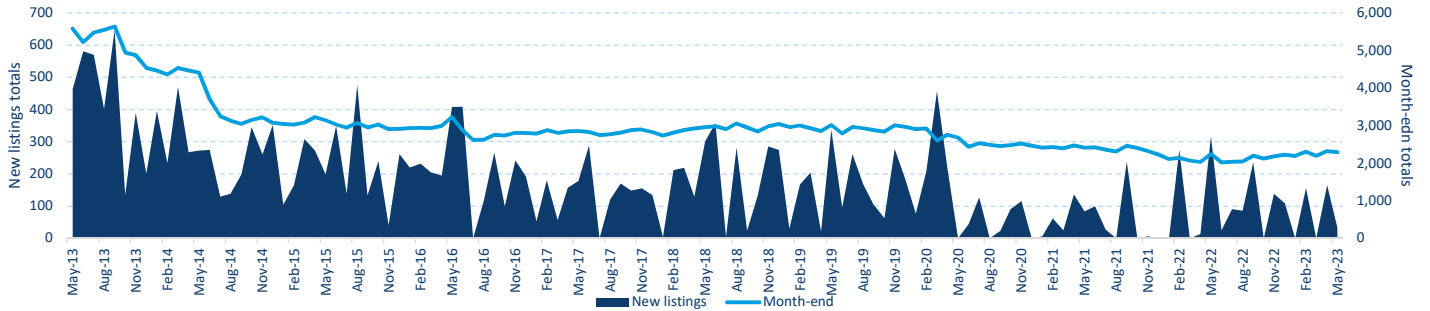
Value traded MINIs



Value traded Instalments



Warrants - new listings & month-end totals





Spotlight: Warrants



Warrants Summary - May 2023

Transaction days: 23 / Period ending: 31 May 2023

Active warrants by product type



Active warrants by issuer



Warrant type by issuer

Product / Issuer	Instalments			Endowments	Structured Inv. Products	DLC Warrants *	Bonus Certificates	Trading				Knock-out		MINIs		TOTAL			
	Vanilla	Rolling	Self funding					Equity	Index	Currency	Commodity	iKO Equity	iKO Index	Equity	Index		Commodity		
CTW	458	82	373	0	0	0	15	0	38	0	0	0	0	0	1,149	102	33	2,250	
WBC	0	0	42	0	0	0	0	0	0	0	0	0	0	0	0	0	0	0	42
TOTAL	458	82	415	0	0	0	15	0	38	0	0	0	0	0	1,150	102	33	2,293	

Most Activity Traded Underlying by Value this month

Underlying	Value (\$ths)	MKT%
XJO	33,956.86	24.8%
WBC	7,413.96	5.4%
FMG	7,358.29	5.4%
NDX	6,851.62	5.0%
BHP	6,151.26	4.5%
CBA	5,270.69	3.8%
SPF	5,201.76	3.8%
NAB	4,385.90	3.2%
WHC	3,935.46	2.9%
ANZ	3,818.10	2.8%
MIN	3,430.83	2.5%
WDS	3,419.69	2.5%
PLS	3,246.39	2.4%
MQG	2,947.92	2.2%
ASX	2,428.64	1.8%
RIO	2,296.10	1.7%
SUN	2,114.42	1.5%
NCM	2,043.53	1.5%
ELD	1,397.80	1.0%
IPL	1,387.32	1.0%
S32	1,349.80	1.0%
CSL	1,287.07	0.9%
EVN	1,122.37	0.8%
IGO	1,030.29	0.8%
TOP 25	113,846.05	83.0%

Most Activity Traded Warrant by Value this month

Ticker code	Value (\$ths)	MKT%
XJOKOC	8,988,742.15	6.6%
XJOKOB	6,246,507.85	4.6%
XJOKOU	6,120,861.79	4.5%
XJOMON	3,927,313.36	2.9%
SPFKOW	3,918,153.72	2.9%
XJOMOX	3,254,688.66	2.4%
BHPKOI	3,215,934.42	2.3%
WBCKOE	3,147,559.40	2.3%
FMGKOU	3,044,798.27	2.2%
NDXKOV	2,173,717.00	1.6%
NDXKOD	2,162,305.00	1.6%
WDSJOF	2,127,504.49	1.6%
FMGKOE	2,082,233.56	1.5%
NDXKOB	1,966,305.00	1.4%
CBAMOB	1,634,917.98	1.2%
CBAKOQ	1,496,970.13	1.1%
ANZJOB	1,285,549.05	0.9%
SUNJOI	1,275,271.28	0.9%
NABJOG	1,275,065.55	0.9%
PLSKOD	1,248,018.50	0.9%
WBCMOB	1,222,126.02	0.9%
MINKOD	1,191,770.51	0.9%
XJOMOQ	1,127,212.29	0.8%
WHCJOE	1,109,940.98	0.8%
TOP 25	65,243,466.96	47.6%



Andrew Camplion
General Manager, Investment Products & Strategy
+61 2 9227 0237
andrew.camplion@asx.com.au



Andrew Weaver
Senior Manager, Investment Product Specialists
+61 2 9227 0575
andrew.weaver@asx.com.au



Rory Cunningham
Senior Manager, Investment Products
+61 2 9227 0171
rory.cunningham@asx.com.au



Martin Dinh
Manager, Investment Products
+61 2 9227 0318
martin.dinh@asx.com.au



Roger Daniel
Senior Investment Product Specialist
+61 2 9227 0279
roger.daniel@asx.com.au