

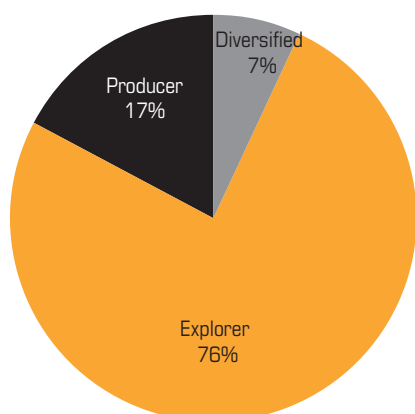


ASX – Equity Financing for Africa

There are now over 210 ASX mining and exploration companies with 1,200 projects in Africa spread across 36 countries. Over \$5.6 billion has been raised through follow-on raisings by ASX listed companies for projects in Africa over the last 5 years.

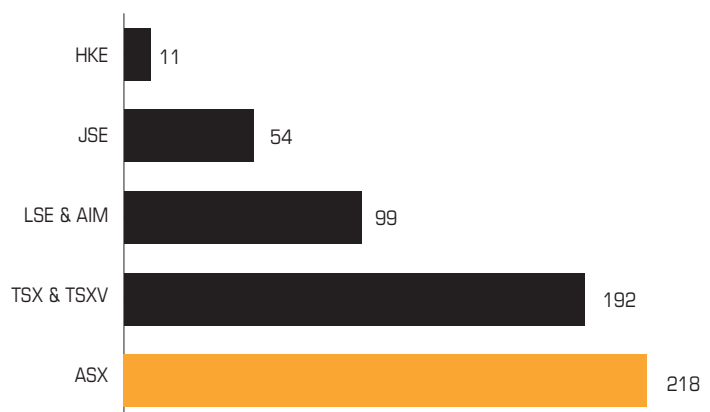
Source: IntierraLive August 2013

Mining Companies by Stage of Projects



Source: IntierraLive, August 2013

Number of Listed Mining Companies in Africa



Source: IntierraLive, August 2013

- Over 210 ASX listed companies with assets in Africa
- 1,200 projects spread across 36 African nations.
- Of these projects, 37% are at grass-roots stage, 34% at exploration stage, and 29% are at advanced exploration stage



ASX – Equity Financing for Africa

Top 100 Stocks

ASX CODE	COMPANY NAME	COMPANY TYPE [^]	MARKET CAPITALISATION (A\$)*	SECTOR*
BHP	BHP Billiton Limited	Diversified	\$100,750,749,963	Diversified Metals & Mining
RIO	Rio Tinto Limited	Producer	\$22,820,684,166	Diversified Metals & Mining
NCM	Newcrest Mining Limited	Producer	\$7,565,463,283	Gold
AAI	Alcoa Inc.	Diversified	\$7,274,558,272	Aluminium
AWC	Alumina Limited	Diversified	\$2,764,132,230	Aluminium
ZIM	Zimplats Holdings Limited	Producer	\$915,996,392	Precious Metals & Minerals
LYC	Lynas Corporation Ltd	Producer	\$735,300,484	Diversified Metals & Mining
AQA	Aquila Resources Limited	Producer	\$733,011,906	Coal & Consumable Fuels
PDN	Paladin Energy Ltd	Producer	\$732,539,332	Coal & Consumable Fuels
AGO	Atlas Iron Limited	Producer	\$677,740,214	Steel
SPH	Sphere Minerals Limited	Explorer	\$676,634,817	Steel
RSG	Resolute Mining Limited	Producer	\$384,596,534	Gold
AQP	Aquarius Platinum Limited	Producer	\$316,453,368	Precious Metals & Minerals
SYR	Syrah Resources Limited	Explorer	\$301,445,950	Diversified Metals & Mining
OMH	OM Holdings Limited	Diversified	\$256,698,167	Diversified Metals & Mining
AGG	AngloGold Ashanti Limited	Producer	\$254,242,130	Gold
PIR	Papillon Resources Limited	Explorer	\$225,775,400	Gold
BSE	Base Resources Limited	Explorer	\$213,499,211	Steel
SDL	Sundance Resources Ltd	Explorer	\$211,975,657	Gold
PRU	Perseus Mining Limited	Producer	\$199,213,508	Gold
CZA	Coal of Africa Limited	Producer	\$193,948,193	Coal & Consumable Fuels
MDL	Mineral Deposits Limited	Explorer	\$171,254,511	Diversified Metals & Mining
GDO	Gold One International Limited	Producer	\$163,476,983	Gold
JMS	Jupiter Mines Limited	Producer	\$159,728,476	Diversified Metals & Mining
ELM	Elemental Minerals Limited	Explorer	\$131,307,188	Diversified Metals & Mining
TGS	Tiger Resources Limited	Producer	\$111,337,094	Diversified Metals & Mining
ATR	Astron Corporation Limited	Diversified	\$93,082,579	Diversified Metals & Mining
TGZ	Teranga Gold Corporation	Producer	\$83,963,629	Gold
TOE	Toro Energy Limited	Explorer	\$77,103,314	Coal & Consumable Fuels
PEN	Peninsula Energy Limited	Explorer	\$70,931,882	Gold
CFE	Cape Lambert Resources Limited	Explorer	\$68,174,194	Steel
CKA	Cokal Limited	Explorer	\$65,767,502	Diversified Metals & Mining
DML	Discovery Metals Limited	Producer	\$65,743,170	Diversified Metals & Mining
TBR	Tribune Resources Limited	Producer	\$65,468,907	Gold
WTR	World Titanium Resources Limited	Explorer	\$62,700,344	Diversified Metals & Mining
SIH	Sihayo Gold Limited	Explorer	\$61,672,757	Gold
EQX	Equatorial Resources Limited	Explorer	\$57,520,969	Steel
RES	Resource Generation Limited	Explorer	\$55,516,110	Coal & Consumable Fuels
GRY	Gryphon Minerals Limited	Explorer	\$52,060,447	Gold
DYL	Deep Yellow Limited	Explorer	\$51,508,356	Coal & Consumable Fuels
UML	Unity Mining Limited	Producer	\$49,841,844	Gold
PVM	PMI Gold Corporation	Explorer	\$45,039,397	Gold
KAS	Kasbah Resources Limited	Explorer	\$39,591,259	Diversified Metals & Mining
CHN	Chalice Gold Mines Limited	Explorer	\$38,863,287	Gold
BTR	Blackthorn Resources Limited	Producer	\$36,142,909	Diversified Metals & Mining
PEK	Peak Resources Limited	Explorer	\$35,822,395	Diversified Metals & Mining
AGS	Alliance Resources Limited	Explorer	\$34,117,230	Gold
PLA	Platinum Australia Limited	Producer	\$33,832,858	Diversified Metals & Mining
WAF	West African Resources Limited	Explorer	\$33,342,349	Gold
AMX	Ampella Mining Limited	Explorer	\$32,240,064	Gold
UCL	UCL Resources Limited	Explorer	\$31,094,941	Diversified Metals & Mining
OBS	Orbis Gold Limited	Explorer	\$30,385,047	Diversified Metals & Mining
MAK	Minemakers Limited	Explorer	\$29,700,480	Diversified Metals & Mining
SRI	Sipa Resources Limited	Explorer	\$27,930,770	Diversified Metals & Mining
AFR	African Energy Resources Limited	Explorer	\$27,243,445	Coal & Consumable Fuels
STB	South Boulder Mines Ltd	Explorer	\$26,230,329	Gold
MRC	Mineral Commodities Limited	Explorer	\$25,916,267	Precious Metals & Minerals
IEC	Intra Energy Corporation Ltd	Producer	\$24,201,099	Coal & Consumable Fuels
NKP	Nkwe Platinum Limited	Explorer	\$23,852,163	Precious Metals & Minerals
IXR	IMX Resources Limited	Producer	\$23,789,828	Gold

ASX CODE	COMPANY NAME	COMPANY TYPE^	MARKET CAPITALISATION (A\$)*	SECTOR*
SWJ	Stonewall Resources Limited	Producer	\$23,518,392	Gold
CCC	Continental Coal Limited	Producer	\$23,259,551	Coal & Consumable Fuels
RND	Rand Mining Limited	Producer	\$21,294,423	Gold
RCO	Royalco Resources Limited	Explorer	\$20,031,389	Diversified Metals & Mining
AVA	Aviva Corporation Limited	Explorer	\$19,139,261	Gold
LOM	Lucapa Diamond Company Limited	Producer	\$19,106,199	Precious Metals & Minerals
BMN	Bannerman Resources Limited	Explorer	\$18,853,725	Coal & Consumable Fuels
WCP	WCP Resources Ltd	Diversified	\$18,696,982	Diversified Metals & Mining
FSE	Firestone Energy Limited	Explorer	\$17,748,493	Coal & Consumable Fuels
LEG	Legend Mining Limited	Explorer	\$17,665,657	Diversified Metals & Mining
NYO	Nyota Minerals Limited	Explorer	\$17,592,982	Gold
UNV	Universal Coal Plc	Explorer	\$16,692,638	Coal & Consumable Fuels
MAB	Mamba Minerals Limited	Explorer	\$16,375,467	Diversified Metals & Mining
SBR	Sabre Resources Limited	Explorer	\$16,242,500	Gold
BMB	Balamara Resources Limited	Explorer	\$16,200,106	Diversified Metals & Mining
MOD	MOD Resources Limited	Explorer	\$15,562,397	Diversified Metals & Mining
TZN	Terramin Australia Limited	Producer	\$14,205,278	Diversified Metals & Mining
BGS	Birimian Gold Limited	Explorer	\$13,770,851	Diversified Metals & Mining
KFE	Kogi Iron Limited	Explorer	\$13,592,984	Steel
PCP	Paramount Mining Corporation Limited	Explorer	\$13,270,552	Precious Metals & Minerals
VGO	Vantage Goldfields Limited	Producer	\$12,365,726	Gold
XCD	Xceed Resources Ltd	Explorer	\$12,223,537	Coal & Consumable Fuels
ACB	A-Cap Resources Limited	Explorer	\$12,069,709	Coal & Consumable Fuels
GBE	Globe Metals & Mining Limited	Explorer	\$11,682,743	Diversified Metals & Mining
AEE	Aura Energy Limited	Explorer	\$11,648,792	Coal & Consumable Fuels
MLI	Mintails Limited	Producer	\$11,591,673	Gold
TON	Triton Minerals Limited	Explorer	\$11,435,953	Gold
MLS	Metals Australia Limited	Explorer	\$10,750,965	Gold
UNX	Uranex Limited	Explorer	\$10,363,779	Coal & Consumable Fuels
IPT	Impact Minerals Limited	Explorer	\$10,041,638	Diversified Metals & Mining
FTE	Forte Energy NL	Explorer	\$9,964,550	Diversified Metals & Mining
GIP	Gippsland Limited	Explorer	\$9,629,900	Gold
SVM	Sovereign Metals Limited	Explorer	\$9,490,839	Diversified Metals & Mining
ZAM	Zamanco Minerals Limited	Explorer	\$9,037,000	Gold
AZM	Azumah Resources Limited	Explorer	\$9,019,730	Gold
ORR	Orecorp Limited	Explorer	\$9,018,613	Diversified Metals & Mining
CNL	Celamin Holdings NL	Explorer	\$8,955,868	Diversified Metals & Mining
CYS	Chrysalis Resources Limited	Explorer	\$8,506,056	Diversified Metals & Mining
AON	Apollo Minerals Limited	Explorer	\$8,404,876	Diversified Metals & Mining
SBL	Signature Metals Limited	Explorer	\$8,278,725	Gold

^ IntierraLive

* Bloomberg. Ranked by ASX Quoted Market Cap as at August 2013. May exclude companies with suspended securities or subject to poor liquidity where market capitalisation cannot be determined.

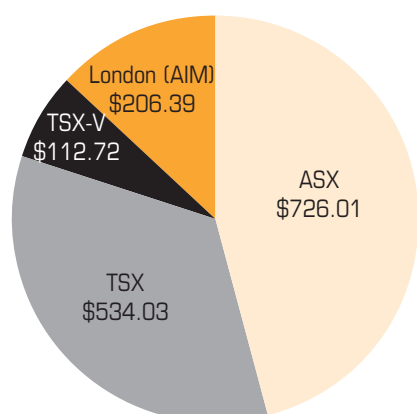
Capital Raisings for African Projects

Recent Listings

ASX CODE	COMPANY NAME	LISTING DATE	COMPANY TYPE	SECTOR	CAPITAL RAISED (A\$ M)	MARKET CAPITALISATION ON LISTING (A\$ M)
BHU	Beacon Hill Resources Plc	Apr-12	Producer	Steel	\$-	\$168.2
ATR	Astron Corporation Limited	May-12	Diversified	Diversified Metals & Mining	\$-	\$153.1
TAR	Taruga Gold Limited	Feb-12	Explorer	Gold	\$6.1	\$6.6
MTA	Metals of Africa Limited	Oct-12	Explorer	Base Metals	\$3.0	\$3.5
MEH	Merah Resources Ltd	May-12	Explorer	Diversified Metals & Mining	\$2.8	\$3.1
EQH	Equaminerals Holdings Limited	Jul-12	Explorer	Iron Ore	\$2.5	\$2.8
BNX	Bannon Limited	Jul-12	Explorer	Diversified Metals & Mining	\$2.5	\$2.7

Source: ASX, IntierraLive

Secondary raisings for African projects FY13 (A\$ m)



Over A\$5.6 billion has been raised through secondary capital raisings for African projects over the last 5 years. This includes funding for exploration, development, capital expenditure and asset acquisition.

Source: IntierraLive, August 2013. Excludes floats and IPOs

Top 10 Secondary Offerings FY13

ASX CODE	COMPANY NAME	DATE	CAPITAL RAISED (A\$ M)	METHOD
CZA	Coal of Africa Limited	Feb-13	\$96.47	Private Placement
PIR	Papillon Resources Limited	Mar-13	\$52.93	Private Placement
DML	Discovery Metals Limited	Sep-12	\$51.17	Private Placement
CZA	Coal of Africa Limited	Sep-12	\$42.57	Private Placement
BTR	Blackthorn Resources Limited	Aug-12	\$40.12	Entitlement Issue
BSE	Base Resources Limited	Oct-12	\$40.00	Entitlement Issue
JMS	Jupiter Mines Limited	Jul-12	\$40.00	Private Placement
JMS	Jupiter Mines Limited	Aug-12	\$36.00	Entitlement Issue
WCC	The Waterberg Coal Company Limited	Apr-13	\$35.00	Convertible Securities
GRY	Gryphon Minerals Limited	Nov-12	\$31.32	Private Placement

Source: IntierraLive, August 2013

Disclaimer: Independent advice from an Australian financial services licensee is needed before making financial decisions. This is not intended to be financial product advice. ASX Limited ABN 98 008 624 691 and its related bodies corporate and their respective directors, employees, agents, servants and boards accept no responsibility for any person acting on or relying on any opinion, advice or information and, to the extent permitted by law, disclaim all liability for any loss howsoever caused (including by reason of negligence) and for any errors, omissions, defects or misstatements (whether negligent or otherwise) contained in this publication.

© Copyright 2013 ASX Limited ABN 98 008 624 691. All rights reserved 2013.

Exchange Centre, 20 Bridge Street, Sydney NSW 2000 Telephone: 131 279 www.asx.com.au

For these products the market is operated by ASX Limited ACN 008 624 691

